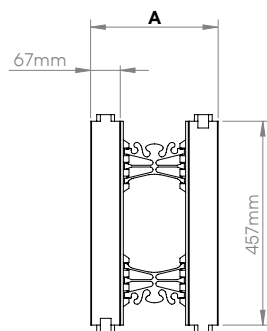
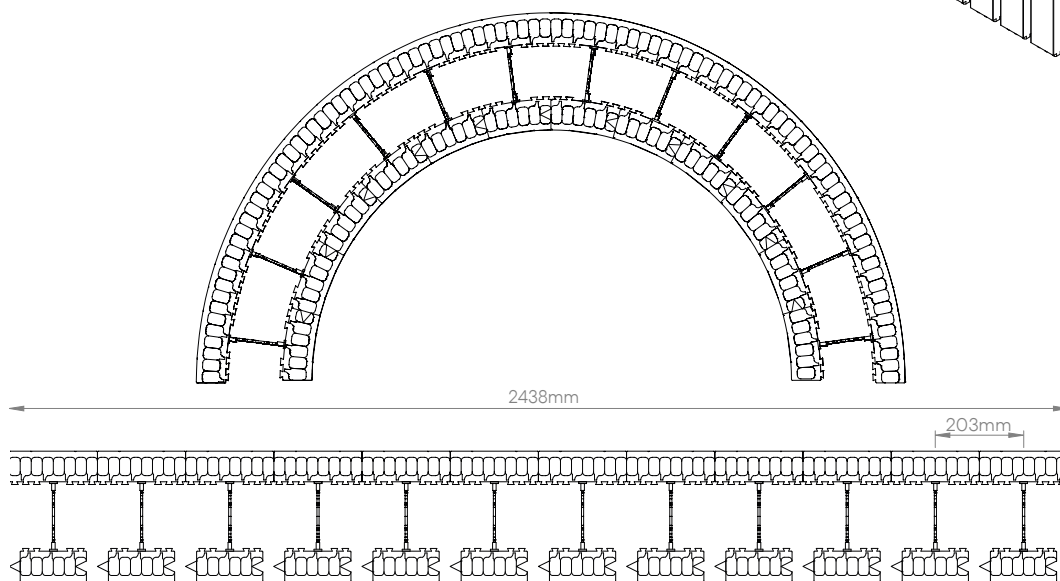
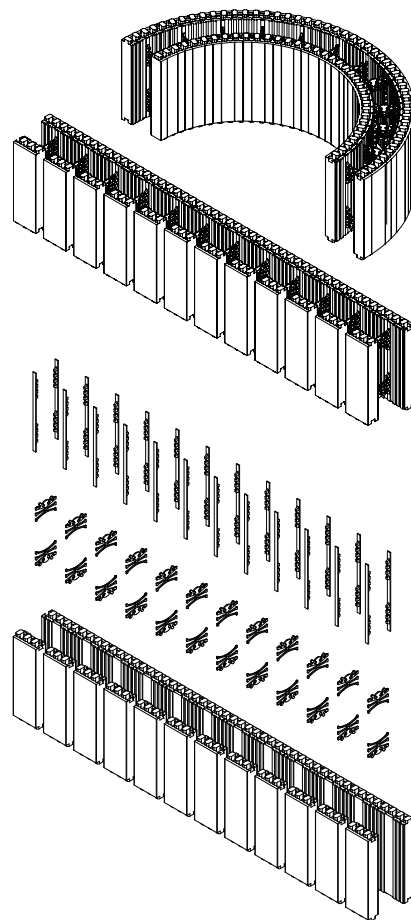



Blocos para Superfícies Curvas



LARG. DO NÚCLEO	100mm	150mm	200mm	250mm	300mm
COMPRIMENTO	2438mm	2438mm	2438mm	2438mm	2438mm
LARGURA A	235mm	286mm	337mm	387mm	438mm
ALTURA	457mm	457mm	457mm	457mm	457mm
RAIO	Fabricado de acordo com as especificações do cliente.				
QUANT./CONJ.	Varia conforme o Raio. Contacte o seu distribuidor para mais detalhes.				
CÓDIGO #	NUS-10RAD-04	NUS-10RAD-06	NUS-10RAD-08	NUS-10RAD-10	NUS-10RAD-12